

Safety Card: Snapchat



Snapchat is a social media platform used to share photos, messages and short videos. Users can configure how long their friends can see the images and videos they share. Content can be customised with filters, text and stickers. If the content is sent directly, it will disappear after it is viewed.



Alternatively, if a user uploads content to their Story it will remain visible for 24 hours.

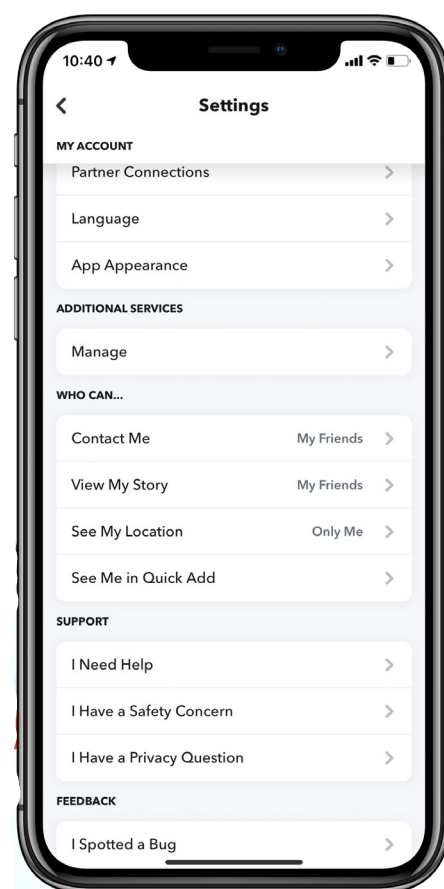


Stay safe on Snapchat using the instructions on **Privacy, Blocking & Reporting** below:

Privacy


Activate Ghost Mode on your Snapchat account:

- Open the app and tap on  in the bottom navigation bar.
- Tap on  in the top right corner.
- Swipe right on **Ghost Mode**.
- This is **Ghost Mode** now activated.




Block

Block a user using these simple instructions:

- Swipe left once you open the app.
- Select the contact you want to block.
- Tap on  and then **Manage Friendship**.
- Tap on **Block**.

Report

Report a user using these simple instructions:

- Swipe left once you open the app.
- Select on the contact you want to report.
- Tap on  and then **Manage Friendship**.
- Tap on **Report**.



Safety Card: Discord



Discord is an online platform aimed at gamers. The platform is available through web browsers, a mobile app, and it can also be accessed via Xbox. Discord's Terms of Service requires its users to be 13+ to use the platform. It allows users to interact using voice, text and images through closed groups known as 'servers'.

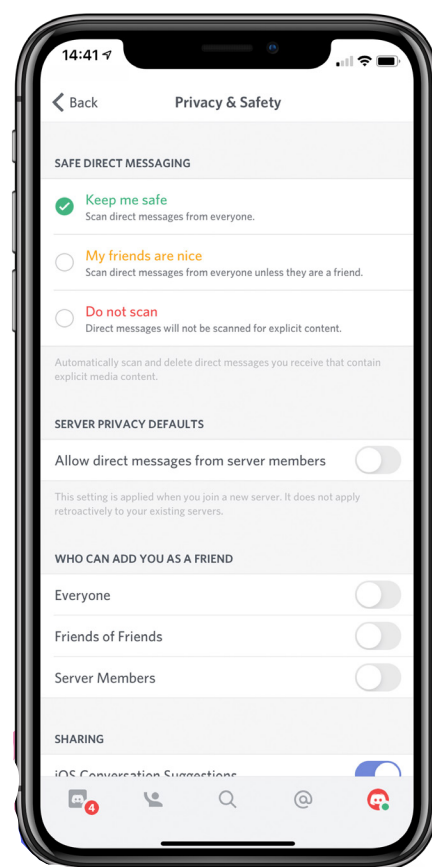
Stay safe on Discord using the instructions on **Blocking**, **Safe Direct Messaging** and **Privacy** below:



Safe Direct Messaging

Automatically scan and delete messages you receive:

- Tap on your profile picture in the bottom right corner.
- Tap on **Privacy & Safety**.
- Select from the three options '**Keep me safe**', '**My friends are nice**' and '**Do not scan**'.



Block

Block a user using these simple instructions:

- On the users profile, tap on ●●●
- Tap on **Block**.

Privacy

Control who can add you as a friend:

- Tap on your profile picture in the bottom right corner.
- Tap on **Privacy & Safety**.
- Scroll down to '**Who can add you as a friend**'.
- Select from the three options '**Everyone**', '**Friends of Friends**' and '**Server Members**'.



Safety Card: YouTube Kids




YouTube kids allows children and young people to watch and search for the shows they like and discover new ones. It contains videos that are uploaded to YouTube but it has an algorithm that pulls out appropriate videos for younger children.

Stay safe on YouTube Kids using the instructions on **Parental Controls, Blocking & Reporting** below.


Parental Controls

Configure the Parental Controls with these simple instructions:

- Tap on  in the bottom right corner of the app & then complete the multiplication.
- Tap on **Settings** and then select your child's profile.
- Enter your password. Here you can configure **content settings, allow search control** and **watch history**.


Blocking

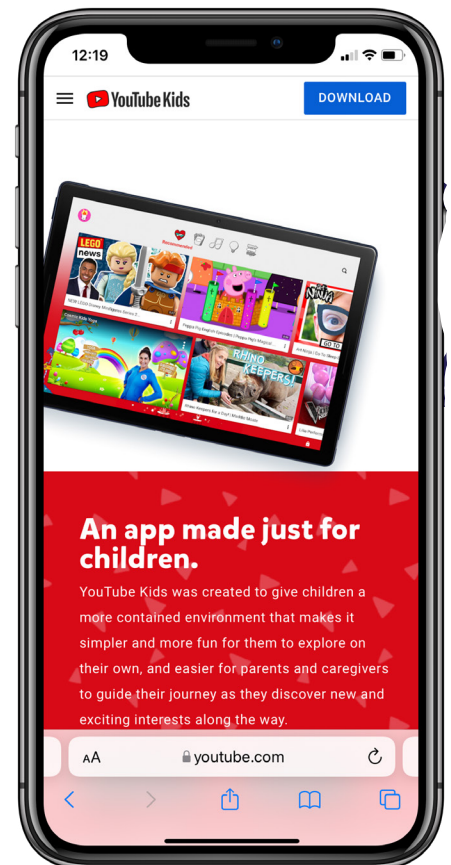
Block a video using these simple instructions:

- Select the video you want to block and then tap on 
- Tap on **Block**.
- You can chose from two options, **Block this video only** or **Block entire channel**.

Reporting

Report a video using these simple instructions:

- Select the video you want to report and then tap on 
- Select **Report**.
- Select your issue and then tap **Report**.



Safety Card: YouTube




YouTube is an online video sharing service that can be accessed from a range of devices. It was launched, and posted its first video, in 2005. YouTube's rules (Terms and Conditions of Service) require you to be 13 or older to use the app.

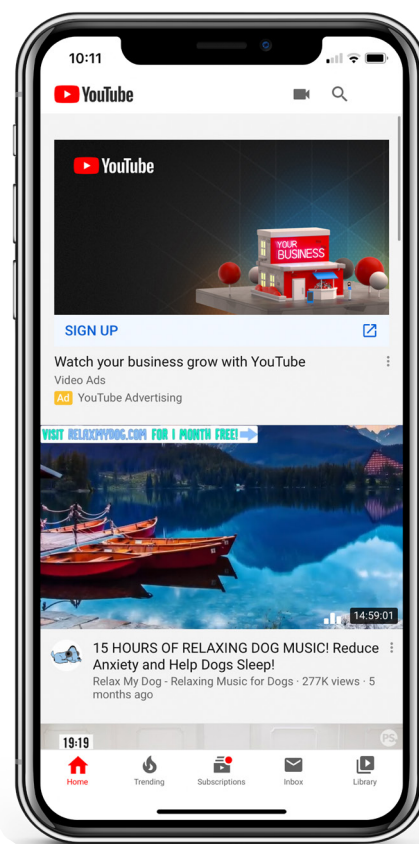
Stay safe on YouTube using the instructions on **Restricted Mode, Blocking & Reporting** below.



Restricted Mode


Turn on restricted mode filtering with these simple instructions:

- On your home screen tap on your profile picture in the top right corner.
- Scroll down and tap on 
- Swipe the tab to the right to activate **Restricted Mode**.




Block

Block a user using these simple instructions:

- Underneath the user's video select their profile picture.
- On the user's profile select  in the top right corner.
- Select **Block user** & then select **Block** again.

Report

Report a video using these simple instructions:

- Select the video you want to report and then tap 
- Select on **Report user**.
- Select your reason for reporting that video and submit.



Safety Card: Roblox




Roblox is a platform where users can create, access and play games. As there is a public forum on Roblox, children and young people could potentially be exposed to strangers and inappropriate content.

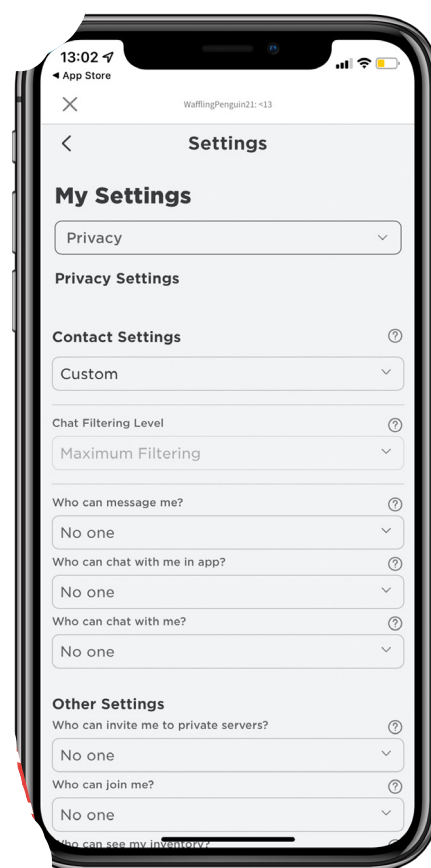
Stay safe on Roblox using the instructions on **Privacy**, **Reporting** and **Blocking** below:



Privacy


Set your account to private using these simple instructions:

- Along the bottom navigation bar tap on 
- Scroll down and tap on **Settings**.
- Tap on **Privacy**. From here you can control who messages you, invites you to servers, sees your inventory and much more.




Block

Block a user using these simple instructions:

- On the users profile, tap on the 
- Tap **Block User**.
- Tap **Block** again to be extra sure the contact has been blocked.

Report

Report a game using these simple instructions:

- Underneath the game you want to report, tap on 
- Tap on **Report**.
- Then select why you are reporting and tap **Report Abuse**.



Safety Card: Instagram




Instagram is a mobile based photo-sharing app which allows users to share pictures and videos either publicly or privately. Just like other social networks, you can interact with other users on Instagram by following them, commenting on their posts, liking their posts, tagging and private messaging. Keep in mind that when your profile is created and set to public, anyone can find and view your profile, along with all of your photos and videos.

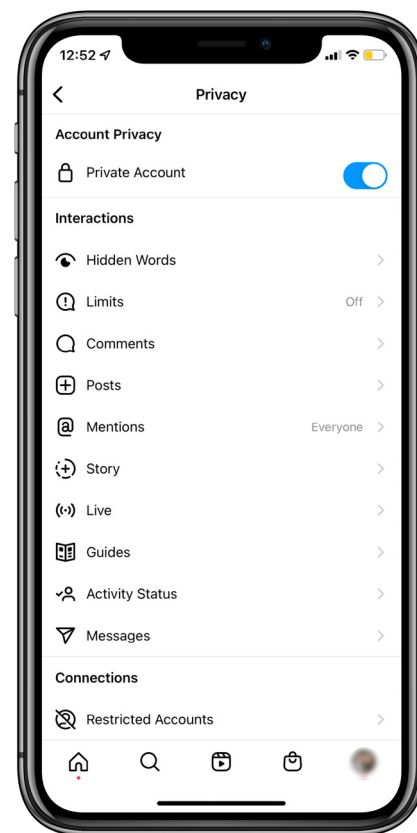


Stay safe on Instagram using the instructions on **Privacy, Blocking & Reporting** below:

Privacy


Set your account to private using these simple instructions:

- On your profile tap  in the top right corner then tap on **Settings**.
- Scroll down and tap on **Privacy**.
- At the top beside **Private Account** swipe the tab to the right so it appears blue, this means your account is now private.




Block

Block a user using these simple instructions:

- On the users profile, tap on the 
- Tap **Block**.
- Tap **Block** again to be extra sure the contact has been blocked.

Report

Report an image using these simple instructions:

- Locate the image you wish to report.
- Tap on the  icon.
- Tap **Report**.
- Then select why you are reporting and submit.

