


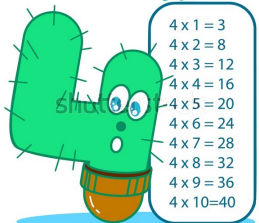

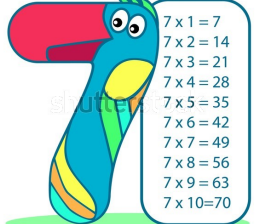
The spelling rules we will focus on this term are:

Words ending in <b>-cious</b>	Words containing <b>-cie</b>
Words ending in <b>-tious</b>	Words ending in <b>-fer</b>
Words ending in <b>-cial</b>	Words ending in <b>-ant</b>
Words ending in <b>-tial</b>	Words ending in <b>-ent</b>
Words containing <b>-cei</b>	Words ending in <b>-able</b>

Alongside these spelling rules, you will also have words based on your statutory spelling lists to practise, as well as some homophone words.



The times tables we will focus on this term are:

 <p>3 x 1 = 3 3 x 2 = 6 3 x 3 = 9 3 x 4 = 12 3 x 5 = 15 3 x 6 = 18 3 x 7 = 21 3 x 8 = 24 3 x 9 = 27 3 x 10 = 30</p>	 <p>4 x 1 = 3 4 x 2 = 8 4 x 3 = 12 4 x 4 = 16 4 x 5 = 20 4 x 6 = 24 4 x 7 = 28 4 x 8 = 32 4 x 9 = 36 4 x 10 = 40</p>
 <p>6 x 1 = 6 6 x 2 = 12 6 x 3 = 18 6 x 4 = 24 6 x 5 = 30 6 x 6 = 36 6 x 7 = 42 6 x 8 = 48 6 x 9 = 54 6 x 10 = 60</p>	 <p>7 x 1 = 7 7 x 2 = 14 7 x 3 = 21 7 x 4 = 28 7 x 5 = 35 7 x 6 = 42 7 x 7 = 49 7 x 8 = 56 7 x 9 = 63 7 x 10 = 70</p>



## Class 4 Homework: Autumn Term 2021

This term, we are learning about who was making history in faraway places around the year 1000.



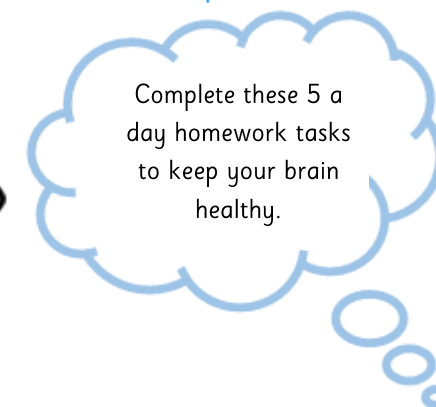
Your homework will be to complete the daily tasks and also choose an activity every week from the 'pick 'n' mix' selection. You must hand in your piece of homework every **Thursday**- this could be in the form of a photo, a picture, written work or any thing that you make!

### Keeping Skills Sharp!

These activities are to be completed every day for between 5-15 minutes each.

Times tables can be completed on the TTRS website and spellings can be completed on Ed Shed. Reading books are sent home on a **Friday** to be returned on a **Monday**. Children have access to Bug Club and Reading Plus for online reading Monday– Thursday.


### Daily Tasks





## Pick 'n' mix

Complete all the sweets below by the end of the term. When you have completed your tasks cross them off the menu.



Aim for at least one activity per week and return each activity once it's completed!





Think about your favourite chocolate treat.  
Design a wrapper for a new chocolate bar  
you have invented.





Create a timeline  
of the main events  
during the Maya  
civilisation.





Create your own  
Maya headdress.  
Write a set of  
instructions  
for it.



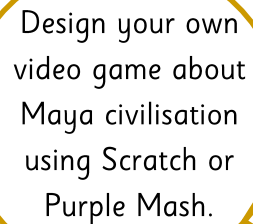

Create a fact file  
about one of the  
key people from  
the Maya  
civilisation.





Draw or paint  
an image of a  
Maya God of  
your choice.




Write your own Maya myth.  
What kind of characters will you include?  
You could write or type your myth!



Design your own  
video game about  
Maya civilisation  
using Scratch or  
Purple Mash.



Create or draw a  
Maya temple.



Parents / carers— please let us know if you have any problems with completing this homework, so that we are able to help. Please email me [g.fannan300@stjosephsblackhall.net](mailto:g.fannan300@stjosephsblackhall.net) and I will get back to you.

### Useful Websites:

<https://www.theschoolrun.com/homework-help/the-maya>

[https://www.ducksters.com/history/aztec\\_maya\\_inca.php](https://www.ducksters.com/history/aztec_maya_inca.php)

<https://www.bbc.co.uk/bitesize/topics/zq6svcw>

<https://historyforkids.org/ancient-mayan-facts-information-for-kids/>



Remember that children have access to Purple Mash,  
which can also be used to complete these activities.