










# Weekly Overview: Year 3 & 4

Week Beginning 22<sup>nd</sup> February 2021



Activity	Monday	Tuesday	Wednesday	Thursday	Friday
<b>Morning Check in/ Registration Year 3&amp;4</b>	Morning Check in and registration <b>LIVE 09:15-09:25am</b>  (See invite in Teams calendar)	Morning Check in and registration <b>LIVE 09:15-09:25am</b>  (See invite in Teams calendar)	Morning Check in and registration <b>LIVE 09:15-09:25am</b>  (See invite in Teams calendar)	Morning Check in and registration <b>LIVE 09:15-09:25am</b>  (See invite in Teams calendar)	Morning Check in and registration <b>LIVE 09:15-09:25am</b>  (See invite in Teams calendar)
<b>Reading Year 3&amp;4</b>	<b>Reading Plus</b> Log in to your reading plus online account <b>Independent Learning 09:15-09:45</b>	<b>Reading Plus</b> Log in to your reading plus online account <b>Independent Learning 09:15-09:45</b>	<b>Reading Plus</b> Log in to your reading plus online account <b>Independent Learning 09:15-09:45</b>	<b>Reading Plus</b> Log in to your reading plus online account <b>Independent Learning 09:15-09:45</b>	<b>Reading Plus</b> Log in to your reading plus online account <b>Independent Learning 09:15-09:45</b>
<b>Mental Maths Year 3&amp;4</b>	<b>Mental Maths 09:50-10:00am (Independent)</b> <a href="#">Times Tables Rock Stars</a> Log in to your TTRS online account	<b>Mental Maths 09:50-10:00am (Independent)</b> Corbett Maths Choose your level of challenge <a href="#">Bronze Silver</a>	<b>Mental Maths 09:50-10:00am (Independent)</b> <a href="#">Times Tables Rock Stars</a> Log in to your TTRS online account	<b>Mental Maths 09:50-10:00am (Independent)</b> Corbett Maths Choose your level of challenge <a href="#">Bronze Silver</a>	<b>Mental Maths 09:50-10:00am (Independent)</b> <a href="#">Times Tables Rock Stars</a> Log in to your TTRS online account
<b>Maths Year 3</b>	<b>Year 3</b> Go to <a href="#">white rose maths</a> and watch the video Make Tally Charts <b>10:00-10:15</b>  <b>10.20-10.45am</b> <b>Independent Maths</b> <b>LO:</b> To represent data in Tally Charts  <a href="#">Make Tally Charts</a>	<b>Year 3</b> Go to <a href="#">white rose maths</a> and watch the video Draw pictograms <b>10:00-10:15</b>  <b>10.20-10.45am</b> <b>Independent Maths</b> <b>LO:</b> To represent data in Pictograms  <a href="#">Draw Pictograms</a>	<b>Year 3</b> Go to <a href="#">white rose maths</a> and watch the video Interpret pictograms <b>10:00-10:15</b>  <b>10.20-10.45am</b> <b>Independent Maths</b> <b>LO:</b> To interpret data in pictograms  <a href="#">Interpret Pictograms</a>	<b>Year 3</b> Go to <a href="#">white rose maths</a> and watch the video Bar charts <b>10:00-10:15</b>  <b>10.20-10.45am</b> <b>Independent Maths</b> <b>LO:</b> To represent data in bar charts  <a href="#">Bar Charts</a>	<b>Year 3</b> Go to <a href="#">white rose maths</a> and watch the video Tables <b>10:00-10:15</b>  <b>10.20-10.45am</b> <b>Independent Maths</b> <b>LO:</b> To represent data in tables  <a href="#">Tables</a>

<p><b>Maths</b> <b>Year 4</b></p>	<p><b>Year 4</b> Go to <a href="#">white rose maths</a> and watch the video Unit and non-unit fractions 10:00-10:15</p> <p>10.20-10.45am <b>Independent Maths</b> <b>LO:</b> To understand Unit and non-unit fractions</p> <p><a href="#">Unit and Non-Unit Fractions</a></p>	<p><b>Year 4</b> Go to <a href="#">white rose maths</a> and watch the video What is a fraction? 10:00-10:15</p> <p>10.20-10.45am <b>Independent Maths</b> <b>LO:</b> To know what a fraction is</p> <p><a href="#">What is a Fraction</a></p>	<p><b>Year 4</b> Go to <a href="#">white rose maths</a> and watch the video Tenths 10:00-10:15</p> <p>10.20-10.45am <b>Independent Maths</b> <b>LO:</b> To understand a tenth</p> <p><a href="#">Tenths</a></p>	<p><b>Year 4</b> Go to <a href="#">white rose maths</a> and watch the video Count in tenths 10:00-10:15</p> <p>10.20-10.45am <b>Independent Maths</b> <b>LO:</b> To Count in tenths</p> <p><a href="#">Count in Tenths</a></p>	<p><b>Year 4</b> Go to <a href="#">white rose maths</a> and watch the video Equivalent Fractions (1) 10:00-10:15</p> <p>10.20-10.45am <b>Independent Maths</b> <b>LO:</b> To understand equivalent fractions</p> <p><a href="#">Equivalent Fractions</a></p>
<p><b>Break Time</b></p>	<p>10:45-11:00am <b>Break Time</b></p>	<p>10:45-11:00am <b>Break Time</b></p>	<p>10:45-11:00am <b>Break Time</b></p>	<p>10:45-11:00am <b>Break Time</b></p>	<p>10:45-11:00am <b>Break Time</b></p>
<p><b>English</b> <b>Year 3&amp;4</b></p>	<p><b>English</b> <b>Reading Comprehension</b></p> <p>11:30-11:45am</p> <p><a href="#">PowerPoint</a></p> <p><b>Independent English Work</b> <b>11:45-12:15 noon</b> <b>LO:</b> To retrieve information, make inferences and use evidence to support opinions</p> <p><a href="#">Reading Comprehension Activity</a></p>	<p><b>English</b> <b>SPaG</b></p> <p>11:30-11:45am</p> <p>Follow the Live input at these times. If you miss it follow the <a href="#">PowerPoint</a> then complete the activity.</p> <p><b>Independent English Work</b> <b>11:45-12:15 noon</b> <b>LO:</b> To describe a setting, character and plot using adjectives.</p> <p><a href="#">Tuesday English Activity</a></p>	<p><b>English</b> <b>Writing Input</b></p> <p>11:30-11:45am</p> <p>Follow the Live input at these times. If you miss it follow the <a href="#">PowerPoint</a> then complete the activity.</p> <p><b>Independent English Work</b> <b>11:45-12:15 noon</b> <b>LO:</b> To understand what makes an effective story opener</p> <p><a href="#">Wednesday English Activity</a></p>	<p><b>English</b> <b>Writing Input</b></p> <p>11:30-11:45am</p> <p>Follow the Live input at these times. If you miss it follow the <a href="#">PowerPoint</a> then complete the activity.</p> <p><b>Independent English Work</b> <b>11:45-12:15 noon</b> <b>LO:</b> To move the action along in my writing, focusing on using a variety of sentence structures and lengths.</p> <p><a href="#">Thursday English Activity</a></p>	<p><b>English</b> <b>Writing Input</b></p> <p>11:30-11:45am</p> <p>Follow the Live input at these times. If you miss it follow the <a href="#">PowerPoint</a> then complete the activity.</p> <p><b>Independent English Work</b> <b>11:45-12:15 noon</b> <b>LO:</b> To use descriptive language devices to create atmosphere and suspense.</p> <p><a href="#">Friday English Activity</a></p>
<p><b>Lunchtime</b></p>	<p>12:15-01:15pm</p>	<p>12:15-01:15pm</p>	<p>12:15-01:15pm</p>	<p>12:15-01:15pm</p>	<p>12:15-01:15pm</p>

<p><b>Foundation Subjects Year 3&amp;4</b></p>	<p><b>01:15-02:15pm</b></p> <p><b>Geography</b></p> <p><b>LO:</b> To compare the climate in the UK with a cocoa growing region in West Africa</p> <p>Follow the <a href="#">PowerPoint</a> and complete the activity</p>	<p><b>01:15-02:15pm</b></p> <p><b>PE</b></p> <p><b>LO:</b> To develop flexibility, strength, control and balance</p> <p>Follow one of Joe Wicks workouts, go to his <a href="#">YouTube</a> channel. Or, look at the <a href="#">Active February</a> grid and complete a challenge for each day of the month.</p> <p><b>Art/ D&amp;T</b></p> <p><b>LO:</b> To use one-point perspective</p> <p>Follow this tutorial to draw the <a href="#">Parthenon</a></p>	<p><b>01:15-02:15pm</b></p> <p><b><a href="#">Pre-Recorded Lesson</a></b></p> <p><b>Science</b></p> <p><b>LO:</b> To understand contact and non-contact forces</p> <p>Complete the <a href="#">Activity</a></p> <p><b>RE</b></p> <p><b>LO:</b> To think about the reasons Christians act a certain way during Lent. To use religious words to describe religious actions</p> <p><a href="#">Activity</a></p>	<p><b>01:15-02:15pm</b></p> <p><b>MFL (French)</b></p> <p><b>LO:</b> To match pictures to French words</p> <p>Open the <a href="#">Animal Vocabulary Sheet</a> and then complete the activity</p> <p><a href="#">Draw to Match Animal Activity</a></p> <p><b>Music</b></p> <p><b>LO:</b> To Listen and appraise a piece of music.</p> <p>Log in to your <a href="#">Charanga YUMU</a> account and complete your assignment for this week. Lean on Me Step 1</p>	<p><b>Feel Good Friday</b></p> <p>Screen Free Wellbeing Activities <b>(PSHE)</b></p> <p>Choose activity from the <a href="#">Feel Good Friday Grid</a></p>
<p><b>Afternoon Check in Year 3&amp;4</b></p>	<p><b>02:30-02:45 pm</b></p> <p><b>Live</b></p> 		<p><b>02:30-02:45 pm</b></p> <p><b>Live (RE focus)</b></p> 	<p><b>02:30-02:45 pm</b></p> <p><b>Live</b></p> 