

Starter Activity

Calling for help

Use your current first aid knowledge to explain what you could do for each of the 4 steps.


Step 1.

Step 2.

Step 3.

Step 4.

Number the images to show which step they belong to



Emergencies Calling for help



Emergencies and calling for help



Learn what to do and how to call for help if you are faced with an emergency situation.

Learning outcomes

- **I understand it's most important to ensure the safety of myself and others in the event of an emergency**
- **I can assist in an emergency by correctly calling for help**
- **I know the information I need to give to emergency services if they are called to an incident**

Keep safe

Basic Rules:

- If an accident happens, it is most important that before you do anything else you must ensure that it is safe to approach and offer help.
- If anything happens to you then you will be unable to help anyone else. This could mean one casualty then becomes two.



Hazards

What is a hazard?

- Put simply, a hazard is a source or a situation which has the potential to cause damage, injury or illness.
- Hazards can have an impact on people, property, the environment or a combination of these.
- Simply, a hazard is something that could cause harm.

Thinking time

Think of 3 things that could be a hazard.

Write a list of 3 things you thought of.

Activity Hazard Spotter



Identify hazards in the pictures, make a list of all the different hazards

Calling for help

- ▶ If there is an **e**_____ **y** you can dial **999** or **112** to get the emergency services.
- ▶ The call operator will ask, "Which service do you require?"
- ▶ **F**____, **P**_____ or **A**_____?
- ▶ You will need to tell them which service you need.
- ▶ It is really important that you give information to help them arrive at the correct location i.e. address.



Watch this video

<https://youtu.be/YOwYPhJfYx4>

Remember LIONEL

- **L**ocation. Tell them where the emergency is and where you want them to arrive.
- **I**ncident. Tell them what has happened.
- **O**ther services. Do you need more than one?
- **N**umber of people that are involved.
- **E**xtent of the injuries. What types of injuries do people have?
- **L**ocation. Repeat again where they need to arrive.

Question:

What is the correct address for two or three places you often visit? Can you tell an adult these addresses?



Your turn: Calling for help



1. Check for danger

- Always make sure the area is safe



2. Call 999/112

- If it is an emergency, call 999 or 112. Remember LIONEL to give them important details.



3. Reassure casualty

- Keep casualty reassured
- Stay with them until help arrives

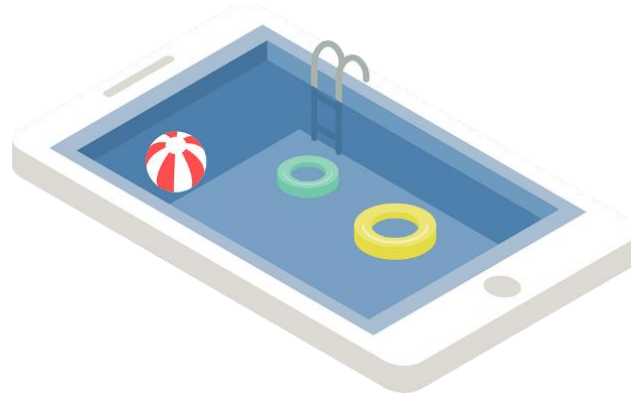


4. If you have been taught any first aid which may be useful, then use it.

Practice making an emergency call. Remember to include all of the information!

Activity Role Play

You are on the way to the swimming pool. As you pass through an area where building work is going on, you notice some smoke coming from a small building on the site. There is nobody else around. The site has lots of different materials on the floor and stacked up. There are no workmen around at this time.



Role play and demonstrate how you would deal with this emergency.

Activity Emergency Services

Think of 2 examples of when you might ask for...

1. Fire service
2. Ambulance
3. Police
4. Coastguard


Write these examples into your book.



Casualty care

Pause for thought...

Which actions do you think are most important when caring for a casualty?



Check your learning

I am able to:

- Understand it's most important to ensure the safety of myself and others in the event of an emergency
- Assist in an emergency by calling 999/112 for help and asking for the correct service
- Use LIONEL to give correct information to the emergency services during an emergency



YES



NO

Information and support

If any of the content in this session has upset or concerned you please discuss this with one of the teachers at your school

Further support can be found at:

www.childline.org.uk

www.youngminds.org.uk

www.samaritans.org

Further information linked to first aid can be found at:

www.sja.org.uk

Thank you!

**St John
Ambulance**

